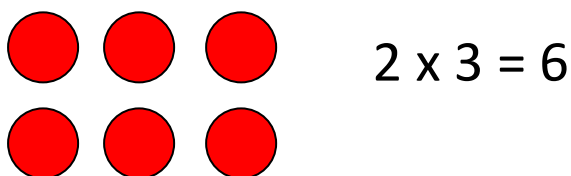


Maths focus for the week

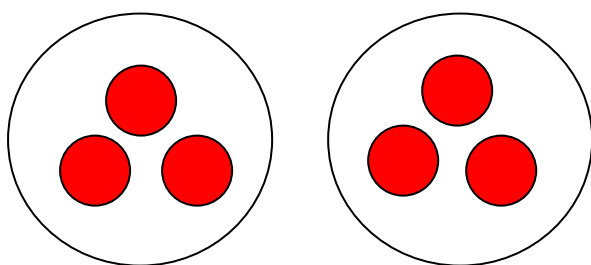
- Answer questions and learn multiplications for 2, 3, 5 and 10 times tables – use arrays to show picture representations of this
- Solve divisions for 2, 3, 5 and 10 times tables – use grouping to show picture representations of this

Please provide your children with some number sentences which allow them to multiply or divide by 2, 3, 5 and 10 (only up to 12 times for the largest amount e.g. $12 \times 2 =$)

Your children can solve these practically and can also practise writing their number sentences down. They can also use pictures to show how they worked it out:



or



At school we talk about multiplication showing 'lots of'. We draw arrays to show multiplications. These are straight rows using circles.

Here the array shows 2 'lots of' 3 and altogether they add to make 6.

Tip: To physically move resources make some of your own using stones from the garden!

We talk about dividing as 'sharing' at school. We look carefully at the division question and then share the number equally into the correct amount of groups.

We then look at how many are in each group to give us the answer.

Tip: Use counters, beads, buttons or anything you can find around the house to help you.

Remember that you can find learning on Mathletics to support this week's focus as well.


Practice working through different multiplications and divisions with the 2, 3, 5 and 10 times tables this week.

Literacy

Literacy this week is going to be based on a book called

'Happy Birthday Winnie!'

All children can have access to this free e book online. I have created a class log in via the Oxford Owl website which gives us access to a free library. I will be using these to help focus our work each week so we are all accessing the same stories.



Please use the link: <https://www.oxfordowl.co.uk/for-home/find-a-book/library-page/>

Click on 'My Class Log in' and sign in using: Username: HighBickington Password: ClassTwo

Click on 'My bookshelf' and in the top right tool bar type in the book for the week E.g. Happy Birthday Winnie. You will then see the book on the self. Click it to read. You can zoom into the text to enlarge it if you need to.

Activities based on Happy Birthday Winnie:

- Read the book with an adult and talk about it together.
- Notice the phonics sound **tion** in the story. Which word has that phonic sound? Can you find and list words not in the story using **tion**?
- **Suffixes** – Find words in the story that use the suffixes (ending) **ed** and **ing**. Can you find the root word e.g. **bake** and use a suffix to make the word in the past or present tense e.g. **baked** or **baking**.
- Practise re-reading the story so you become fluent.
- Think of a party you would like to create for your family. What would the theme be? What games could you play?
- Draw and write a birthday or party invitation of your own to hand out to your family.
- Design your own birthday cake by drawing it and write a recipe.
- You could create a poster with information to explain what is going to happen at your party.
- Bake the cake and set up the party.
- Write a recount all about your party. Remember to read through your work to check it makes sense. Have you used capital letters and full stops? Is it written in the past tense? (You are retelling something which has already happened!)

Spelling:

Keep practising your common exception word spellings. These are words which you should eventually know off by heart and they will really help you in your writing.

Remember – Use your interests to create your own projects as well including practising musical instruments, art, building, cooking etc. Continue to enjoy spending time together and don't forget to exercise, it's great for your mental health 😊

The activities suggested can be adapted in any way you see fit and should help to provide some structure to the day.